

FORM NO. MGT-7

[Pursuant to sub-Section(1) of section 92 of the Companies Act, 2013 and sub-rule (1) of rule 11of the Companies (Management and Administration) Rules, 2014]



सत्यमेव जयते

Annual Return (other than OPCs and Small Companies)

Form language English Hindi

Refer the instruction kit for filing the form.

I. REGISTRATION AND OTHER DETAILS

(i) * Corporate Identification Number (CIN) of the company

L15420PN1933PLC133303

Pre-fill

Global Location Number (GLN) of the company

* Permanent Account Number (PAN) of the company

AAACT6047R

(ii) (a) Name of the company

TILAKNAGAR INDUSTRIES LIMi

(b) Registered office address

P.O. TILAKNAGAR, TAL.SHRIRAMPUR, DIST. AHMEDNAGAR
SHRIRAMPUR
Maharashtra
413720
India

(c) *e-mail ID of the company

investor@tilind.com

(d) *Telephone number with STD code

02422265123

(e) Website

www.tilind.com

(iii) Date of Incorporation

29/07/1933

(iv)	Type of the Company	Category of the Company	Sub-category of the Company
	Public Company	Company limited by shares	Indian Non-Government company

(v) Whether company is having share capital

Yes

No

(vi) *Whether shares listed on recognized Stock Exchange(s)

Yes

No

(a) Details of stock exchanges where shares are listed

S. No.	Stock Exchange Name	Code
1	Bombay	1
2	National Stock Exchange	1,024

(b) CIN of the Registrar and Transfer Agent

U99999MH1994PTC076534

Pre-fill

Name of the Registrar and Transfer Agent

BIGSHARE SERVICES PRIVATE LIMITED

Registered office address of the Registrar and Transfer Agents

E-3 ANSA INDUSTRIAL ESTATESAKI VIHAR ROAD
SAKINAKA

(vii) *Financial year From date (DD/MM/YYYY) To date (DD/MM/YYYY)

(viii) *Whether Annual general meeting (AGM) held Yes No

(a) If yes, date of AGM

(b) Due date of AGM

(c) Whether any extension for AGM granted

Yes No

II. PRINCIPAL BUSINESS ACTIVITIES OF THE COMPANY

*Number of business activities

S.No	Main Activity group code	Description of Main Activity group	Business Activity Code	Description of Business Activity	% of turnover of the company
1	C	Manufacturing	C1	Food, beverages and tobacco products	98

III. PARTICULARS OF HOLDING, SUBSIDIARY AND ASSOCIATE COMPANIES (INCLUDING JOINT VENTURES)

*No. of Companies for which information is to be given

Pre-fill All

S.No	Name of the company	CIN / FCRN	Holding/ Subsidiary/Associate/ Joint Venture	% of shares held
1	PRAG DISTILLERY PRIVATE LIM +	U15512PN2005PTC133636	Subsidiary	100
2	VAHNI DISTILLERIES PRIVATE L +	U24119PN1993PTC133461	Subsidiary	100

3	KESARVAL SPRINGS DISTILLER ⁺	U15511PN1993PTC140561	Subsidiary	100
4	PUNJABEXPO BREWERIES PRIV ⁺	U15531PN1997PTC143390	Subsidiary	100
5	MYKINGDOM VENTURES PRIVA ⁺	U74900PN2008PTC143964	Subsidiary	100
6	STUDD PROJECTS PRIVATE LIM ⁺	U45202PN2008PTC144178	Subsidiary	100
7	SRIRAMPUR GRAINS PRIVATE L ⁺	U01300PN2008PTC144177	Subsidiary	100
8	SHIVPRABHA SUGARS LIMITED ⁺	U15424PN2006PLC129391	Subsidiary	90
9	MASON AND SUMMERS MARK ⁺	U01551KA2005PTC036347	Associate	26

IV. SHARE CAPITAL, DEBENTURES AND OTHER SECURITIES OF THE COMPANY

(i) *SHARE CAPITAL

(a) Equity share capital

Particulars	Authorised capital	Issued capital	Subscribed capital	Paid up capital
Total number of equity shares	180,000,000	158,621,804	158,621,804	158,621,804
Total amount of equity shares (in Rupees)	1,800,000,000	1,586,218,040	1,586,218,040	1,586,218,040

Number of classes

1

Class of Shares	Authorised capital	Issued capital	Subscribed capital	Paid up capital
Equity				
Number of equity shares	180,000,000	158,621,804	158,621,804	158,621,804
Nominal value per share (in rupees)	10	10	10	10
Total amount of equity shares (in rupees)	1,800,000,000	1,586,218,040	1,586,218,040	1,586,218,040

(b) Preference share capital

Particulars	Authorised capital	Issued capital	Subscribed capital	Paid-up capital
Total number of preference shares	0	0	0	0
Total amount of preference shares (in rupees)	0	0	0	0

Number of classes

0

Class of shares	Authorised capital	Issued capital	Subscribed capital	Paid up capital
Number of preference shares				
Nominal value per share (in rupees)				
Total amount of preference shares (in rupees)				

(c) Unclassified share capital

Particulars	Authorised Capital
Total amount of unclassified shares	0

(d) Break-up of paid-up share capital

Class of shares	Number of shares			Total nominal amount	Total Paid-up amount	Total premium
	Physical	DEMAT	Total			
Equity shares						
At the beginning of the year	1,104,170	124,330,433	125434603	1,254,346,000	1,254,346,000	
Increase during the year	0	33,187,201	33187201	331,872,010	331,872,010	953,528,247
i. Public Issues	0	0	0	0	0	
ii. Rights issue	0	0	0	0	0	0
iii. Bonus issue	0	0	0	0	0	0
iv. Private Placement/ Preferential allotment	0	28,569,841	28569841	285,698,410	285,698,410	830,299,705
v. ESOPs	0	1,975,851	1975851	19,758,510	19,758,510	9,643,655
vi. Sweat equity shares allotted	0	0	0	0	0	
vii. Conversion of Preference share	0	0	0	0	0	0
viii. Conversion of Debentures	0	0	0	0	0	0
ix. GDRs/ADRs	0	0	0	0	0	0
x. Others, specify	0	2,641,509	2641509	26,415,090	26,415,090	113,584,887
Conversion of Warrants						
Decrease during the year	0	0	0	0	0	0
i. Buy-back of shares	0	0	0	0	0	0
ii. Shares forfeited	0	0	0	0	0	0
iii. Reduction of share capital	0	0	0	0	0	0

iv. Others, specify						
At the end of the year	1,104,170	157,517,634	158621804	1,586,218,0	1,586,218,	
Preference shares						
At the beginning of the year	0	0	0	0	0	
Increase during the year	0	0	0	0	0	0
i. Issues of shares	0	0	0	0	0	0
ii. Re-issue of forfeited shares	0	0	0	0	0	0
iii. Others, specify						
Decrease during the year	0	0	0	0	0	0
i. Redemption of shares	0	0	0	0	0	0
ii. Shares forfeited	0	0	0	0	0	0
iii. Reduction of share capital	0	0	0	0	0	0
iv. Others, specify						
At the end of the year	0	0	0	0	0	

ISIN of the equity shares of the company

INE133E01013

(ii) Details of stock split/consolidation during the year (for each class of shares)

0

Class of shares		(i)	(ii)	(iii)
Before split / Consolidation	Number of shares			
	Face value per share			
After split / Consolidation	Number of shares			
	Face value per share			

(iii) Details of shares/Debentures Transfers since closure date of last financial year (or in the case of the first return at any time since the incorporation of the company) *

Nil

[Details being provided in a CD/Digital Media]

Yes No Not Applicable

Separate sheet attached for details of transfers

Yes No

Note: In case list of transfer exceeds 10, option for submission as a separate sheet attachment or submission in a CD/Digital Media may be shown.

Date of the previous annual general meeting	<input style="width: 95%;" type="text"/>
---	--

Date of registration of transfer (Date Month Year)	<input style="width: 95%;" type="text"/>
--	--

Type of transfer	<input style="width: 95%;" type="text"/>	1 - Equity, 2- Preference Shares,3 - Debentures, 4 - Stock
------------------	--	--

Number of Shares/ Debentures/ Units Transferred	<input style="width: 95%;" type="text"/>	Amount per Share/ Debenture/Unit (in Rs.)	<input style="width: 95%;" type="text"/>
---	--	---	--

Ledger Folio of Transferor	<input style="width: 95%;" type="text"/>
----------------------------	--

Transferor's Name	<input style="width: 95%;" type="text"/>	<input style="width: 95%;" type="text"/>	<input style="width: 95%;" type="text"/>
	Surname	middle name	first name

Ledger Folio of Transferee	<input style="width: 95%;" type="text"/>
----------------------------	--

Transferee's Name	<input style="width: 95%;" type="text"/>	<input style="width: 95%;" type="text"/>	<input style="width: 95%;" type="text"/>
	Surname	middle name	first name

Date of registration of transfer (Date Month Year)	<input style="width: 95%;" type="text"/>
--	--

Type of transfer	<input style="width: 95%;" type="text"/>	1 - Equity, 2- Preference Shares,3 - Debentures, 4 - Stock
------------------	--	--

Number of Shares/ Debentures/ Units Transferred	<input style="width: 95%;" type="text"/>	Amount per Share/ Debenture/Unit (in Rs.)	<input style="width: 95%;" type="text"/>
---	--	---	--

Ledger Folio of Transferor		<input type="text"/>		
Transferor's Name	<input type="text"/>	<input type="text"/>	<input type="text"/>	
	Surname	middle name	first name	
Ledger Folio of Transferee		<input type="text"/>		
Transferee's Name	<input type="text"/>	<input type="text"/>	<input type="text"/>	
	Surname	middle name	first name	

(iv) *Debentures (Outstanding as at the end of financial year)

Particulars	Number of units	Nominal value per unit	Total value
Non-convertible debentures	0	0	0
Partly convertible debentures	0	00	0
Fully convertible debentures	0	0	0
Total			0

Details of debentures

Class of debentures	Outstanding as at the beginning of the year	Increase during the year	Decrease during the year	Outstanding as at the end of the year
Non-convertible debentures	0	0	0	0
Partly convertible debentures	0	0	0	0
Fully convertible debentures	0	0	0	0

(v) Securities (other than shares and debentures)

1

Type of Securities	Number of Securities	Nominal Value of each Unit	Total Nominal Value	Paid up Value of each Unit	Total Paid up Value
Convertible Warrants	9,245,283	53	489,999,999	13.25	122,499,999.75
Total	9,245,283		489,999,999		122,499,999.75

V. *Turnover and net worth of the company (as defined in the Companies Act, 2013)

(i) Turnover

17,920,586,970

(ii) Net worth of the Company

1,207,762,318

VI. (a) *SHARE HOLDING PATTERN - Promoters

S. No.	Category	Equity		Preference	
		Number of shares	Percentage	Number of shares	Percentage
1.	Individual/Hindu Undivided Family				
	(i) Indian	63,816,499	40.23	0	
	(ii) Non-resident Indian (NRI)	0	0	0	
	(iii) Foreign national (other than NRI)	0	0	0	
2.	Government				
	(i) Central Government	0	0	0	
	(ii) State Government	0	0	0	
	(iii) Government companies	0	0	0	
3.	Insurance companies	0	0	0	
4.	Banks	0	0	0	
5.	Financial institutions	0	0	0	
6.	Foreign institutional investors	0	0	0	
7.	Mutual funds	0	0	0	
8.	Venture capital	0	0	0	
9.	Body corporate (not mentioned above)	7,396,678	4.66	0	
10.	Others FOREIGN PORTFOLIO INVESTOR+	0	0	0	
	Total	71,213,177	44.89	0	0

Total number of shareholders (promoters)

6

(b) *SHARE HOLDING PATTERN - Public/Other than promoters

S. No.	Category	Equity		Preference	
		Number of shares	Percentage	Number of shares	Percentage

1.	Individual/Hindu Undivided Family				
	(i) Indian	46,037,271	29.02	0	
	(ii) Non-resident Indian (NRI)	2,023,772	1.28	0	
	(iii) Foreign national (other than NRI)	0	0	0	
2.	Government				
	(i) Central Government	0	0	0	
	(ii) State Government	0	0	0	
	(iii) Government companies	0	0	0	
3.	Insurance companies	0	0	0	
4.	Banks	14,274	0.01	0	
5.	Financial institutions	0	0	0	
6.	Foreign institutional investors	0	0	0	
7.	Mutual funds	0	0	0	
8.	Venture capital	55	0	0	
9.	Body corporate (not mentioned above)	6,669,632	4.2	0	
10.	Others FPI+HUF+Trusts+Clearing M +	32,663,623	20.59	0	
	Total	87,408,627	55.1	0	0

Total number of shareholders (other than promoters)

32,884

**Total number of shareholders (Promoters+Public/
Other than promoters)**

32,890

**VII. *NUMBER OF PROMOTERS, MEMBERS, DEBENTURE HOLDERS
(Details, Promoters, Members (other than promoters), Debenture holders)**

Details	At the beginning of the year	At the end of the year
Promoters	6	6
Members (other than promoters)	24,237	32,884
Debenture holders	0	0








VIII. DETAILS OF DIRECTORS AND KEY MANAGERIAL PERSONNEL

(A) *Composition of Board of Directors

Category	Number of directors at the beginning of the year		Number of directors at the end of the year		Percentage of shares held by directors as at the end of year	
	Executive	Non-executive	Executive	Non-executive	Executive	Non-executive
A. Promoter	1	1	1	1	18.82	20.79
B. Non-Promoter	1	7	1	7	0.09	0
(i) Non-Independent	1	1	1	1	0.06	0
(ii) Independent	0	6	0	6	0.03	0
C. Nominee Directors representing	0	0	0	0	0	0
(i) Banks & FIs	0	0	0	0	0	0
(ii) Investing institutions	0	0	0	0	0	0
(iii) Government	0	0	0	0	0	0
(iv) Small share holders	0	0	0	0	0	0
(v) Others	0	0	0	0	0	0
Total	2	8	2	8	18.91	20.79

Number of Directors and Key managerial personnel (who is not director) as on the financial year end date 12

(B) (i) *Details of directors and Key managerial personnel as on the closure of financial year

Name	DIN/PAN	Designation	Number of equity share(s) held	Date of cessation (after closure of financial year : If any)
AMIT ARUN DAHANUK 	00305636	Managing Director	29,844,552	
SHIVANI AMIT DAHAN 	00305503	Director	32,976,043	
AVINDRA DINKAR BAF 	00353476	Director	32,250	
CHANDERBHAN VERH 	02039345	Director	20,000	
KISHOREKUMAR GAN 	07527683	Director	0	
SATISH CHAND MATH 	03641285	Director	0	
MAJ GEN DILAWAR SI 	08216047	Director	0	

Name	DIN/PAN	Designation	Number of equity share(s) held	Date of cessation (after closure of financial year : If any)
APARNA PRAVEEN CH	00028647	Director	0	
RAMACHAR RAMESH	08876738	Whole-time director	99,700	
SWAPNA VINODCHAN	08807901	Director	0	
AJIT ANANT SIRSAT	ANXPS4709G	CFO	0	
DIPTI TODKAR	AHMPJ8860A	Company Secretary	0	

(ii) Particulars of change in director(s) and Key managerial personnel during the year

3

Name	DIN/PAN	Designation at the beginning / during the financial year	Date of appointment/ change in designation/ cessation	Nature of change (Appointment/ Change in designation/ Cessation)
SHEKHAR RAMJEET S	BBHPS0106G	Company Secretary	30/09/2021	Cessation
DIPTI TODKAR	AHMPJ8860A	Company Secretary	30/03/2022	Appointment
APARNA PRAVEEN CH	00028647	Director	30/09/2021	Appointment

IX. MEETINGS OF MEMBERS/CLASS OF MEMBERS/BOARD/COMMITTEES OF THE BOARD OF DIRECTORS

A. MEMBERS/CLASS /REQUISITIONED/NCLT/COURT CONVENED MEETINGS

Number of meetings held

2

Type of meeting	Date of meeting	Total Number of Members entitled to attend meeting	Attendance	
			Number of members attended	% of total shareholding
Annual General Meeting	30/09/2021	35,189	70	51.89
Extra Ordinary General Meeting	27/11/2021	33,456	106	52.5

B. BOARD MEETINGS

*Number of meetings held

6

S. No.	Date of meeting	Total Number of directors associated as on the date of meeting	Attendance	
			Number of directors attended	% of attendance
1	29/05/2021	10	9	90
2	14/08/2021	10	9	90

S. No.	Date of meeting	Total Number of directors associated as on the date of meeting	Attendance	
			Number of directors attended	% of attendance
3	01/11/2021	10	8	80
4	12/11/2021	10	7	70
5	09/02/2022	10	10	100
6	30/03/2022	10	8	80

C. COMMITTEE MEETINGS

Number of meetings held

19

S. No.	Type of meeting	Date of meeting	Total Number of Members as on the date of the meeting	Attendance	
				Number of members attended	% of attendance
1	AUDIT COMM	29/05/2021	4	3	75
2	AUDIT COMM	14/08/2021	4	3	75
3	AUDIT COMM	12/11/2021	4	3	75
4	AUDIT COMM	09/02/2022	4	3	75
5	STAKEHOLDER	29/05/2021	5	4	80
6	STAKEHOLDER	14/08/2021	5	4	80
7	STAKEHOLDER	12/11/2021	5	3	60
8	STAKEHOLDER	09/02/2022	5	4	80
9	NOMINATION	29/05/2021	4	3	75
10	NOMINATION	12/11/2021	4	3	75

D. *ATTENDANCE OF DIRECTORS

S. No.	Name of the director	Board Meetings			Committee Meetings			Whether attended AGM held on (Y/N/NA)
		Number of Meetings which director was entitled to attend	Number of Meetings attended	% of attendance	Number of Meetings which director was entitled to attend	Number of Meetings attended	% of attendance	
1	AMIT ARUN D	6	6	100	8	6	75	
2	SHIVANI AMI	6	4	66.67	7	6	85.71	

3	AVINDRA DIN	6	1	16.67	15	0	0	
4	CHANDERBH	6	6	100	17	16	94.12	
5	KISHOREKUM	6	6	100	10	10	100	
6	SATISH CHAN	6	6	100	0	0	0	
7	MAJ GEN DIL	6	6	100	8	8	100	
8	APARNA PRA	6	5	83.33	5	4	80	
9	RAMACHAR F	6	6	100	0	0	0	
10	SWAPNA VIN	6	5	83.33	7	7	100	

X. *REMUNERATION OF DIRECTORS AND KEY MANAGERIAL PERSONNEL

Nil

Number of Managing Director, Whole-time Directors and/or Manager whose remuneration details to be entered

2

S. No.	Name	Designation	Gross Salary	Commission	Stock Option/ Sweat equity	Others	Total Amount
1	AMIT DAHANUKAR	CHAIRMAN & M	5,884,560	0	0	0	5,884,560
2	RAMACHAR RAME	WHOLE-TIME D	2,805,677	0	300,000	0	3,105,677
	Total		8,690,237	0	300,000	0	8,990,237

Number of CEO, CFO and Company secretary whose remuneration details to be entered

3

S. No.	Name	Designation	Gross Salary	Commission	Stock Option/ Sweat equity	Others	Total Amount
1	AJIT ANANT SIRSA	CFO	4,667,934	0	330,000	0	4,997,934
2	SHEKHAR SINGH	CS	995,257	0	0	387,096	1,382,353
3	DIPTI TODKAR	CS	0	0	0	0	0
	Total		5,663,191	0	330,000	387,096	6,380,287

Number of other directors whose remuneration details to be entered

1

S. No.	Name	Designation	Gross Salary	Commission	Stock Option/ Sweat equity	Others	Total Amount
1	SWAPNA VINODCH	ADVISOR/DIRE	0	0	0	1,800,000	1,800,000
	Total		0	0	0	1,800,000	1,800,000

XI. MATTERS RELATED TO CERTIFICATION OF COMPLIANCES AND DISCLOSURES

* A. Whether the company has made compliances and disclosures in respect of applicable provisions of the Companies Act, 2013 during the year Yes No

B. If No, give reasons/observations

XII. PENALTY AND PUNISHMENT - DETAILS THEREOF

(A) DETAILS OF PENALTIES / PUNISHMENT IMPOSED ON COMPANY/DIRECTORS /OFFICERS Nil

Name of the company/ directors/ officers	Name of the court/ concerned Authority	Date of Order	Name of the Act and section under which penalised / punished	Details of penalty/ punishment	Details of appeal (if any) including present status

(B) DETAILS OF COMPOUNDING OF OFFENCES Nil

Name of the company/ directors/ officers	Name of the court/ concerned Authority	Date of Order	Name of the Act and section under which offence committed	Particulars of offence	Amount of compounding (in Rupees)

XIII. Whether complete list of shareholders, debenture holders has been enclosed as an attachment

Yes No

XIV. COMPLIANCE OF SUB-SECTION (2) OF SECTION 92, IN CASE OF LISTED COMPANIES

In case of a listed company or a company having paid up share capital of Ten Crore rupees or more or turnover of Fifty Crore rupees or more, details of company secretary in whole time practice certifying the annual return in Form MGT-8.

Name

DHIRENDRA MAURYA

Whether associate or fellow

Associate Fellow

Certificate of practice number

9594

I/We certify that:

(a) The return states the facts, as they stood on the date of the closure of the financial year aforesaid correctly and adequately.

(b) Unless otherwise expressly stated to the contrary elsewhere in this Return, the Company has complied with all the provisions of the Act during the financial year.

Declaration

I am Authorised by the Board of Directors of the company vide resolution no. ... dated

(DD/MM/YYYY) to sign this form and declare that all the requirements of the Companies Act, 2013 and the rules made thereunder in respect of the subject matter of this form and matters incidental thereto have been complied with. I further declare that:

1. Whatever is stated in this form and in the attachments thereto is true, correct and complete and no information material to the subject matter of this form has been suppressed or concealed and is as per the original records maintained by the company.
2. All the required attachments have been completely and legibly attached to this form.

Note: Attention is also drawn to the provisions of Section 447, section 448 and 449 of the Companies Act, 2013 which provide for punishment for fraud, punishment for false statement and punishment for false evidence respectively.

To be digitally signed by

Director

DIN of the director

To be digitally signed by

- Company Secretary
 Company secretary in practice

Membership number

Certificate of practice number

Attachments

1. List of share holders, debenture holders
2. Approval letter for extension of AGM;
3. Copy of MGT-8;
4. Optional Attachment(s), if any

List of attachments

This eForm has been taken on file maintained by the Registrar of Companies through electronic mode and on the basis of statement of correctness given by the company

TILAKNAGAR INDUSTRIES LTD.**CIN: L15420PN1933PLC133303****Regd. Office : P.O. TILAKNAGAR, TAL. SHRIRAMPUR, DIST. AHMEDNAGAR, MAHARASHTRA- 413720****Email: investor@tilind.com; Website: www.tilind.com****Phone: +91 22 22831716/18; Fax: +91 22 22046904**

IX C. COMMITTEE MEETINGS					
Number of meetings held - 19					
				Attendance	
S. No.	Type of meeting	Date of meeting	Total Number of Members as on the date of the meeting	Number of members attended	as %age of total members
1	Audit Committee	29-May-21	4	3	75.00
2	Audit Committee	14-Aug-21	4	3	75.00
3	Audit Committee	12-Nov-21	4	3	75.00
4	Audit Committee	9-Feb-22	4	3	75.00
5	Stakeholders Relationship Committee	29-May-21	5	4	80.00
6	Stakeholders Relationship Committee	14-Aug-21	5	4	80.00
7	Stakeholders Relationship Committee	12-Nov-21	5	3	60.00
8	Stakeholders Relationship Committee	9-Feb-22	5	4	80.00
9	Nomination and Remuneration Committee	29-May-21	4	3	75.00
10	Nomination and Remuneration Committee	12-Nov-21	4	3	75.00
11	Nomination and Remuneration Committee	9-Feb-22	4	3	75.00
12	Nomination and Remuneration Committee	30-Mar-22	4	3	75.00
13	Corporate Social Responsibility Committee	14-Aug-21	5	4	80.00
14	Compensation Committee	27-May-21	4	3	75.00
15	Compensation Committee	14-Aug-21	4	3	75.00
16	Risk Management Committee	18-May-21	3	2	66.67
17	Risk Management Committee	7-Aug-21	3	2	66.67
18	Risk Management Committee	1-Nov-21	3	2	66.67
19	Risk Management Committee	1-Feb-21	3	2	66.67